
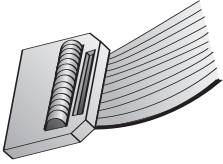


1 Verify kit contents



UART Application Kit Board



Flat ribbon 50-pin cable



This Quick Start Guide



Quick Start Guide

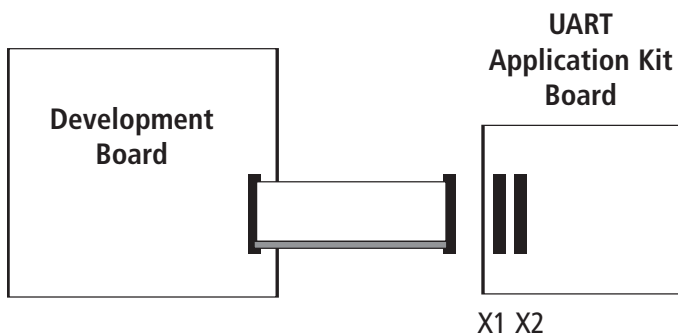
UART Application Kit



PN (1P): 90000919-88 A

2 Connect hardware to development board

Connect your Development board to the UART Application Kit board via the provided flat ribbon 50-pin cable. Connect one end of the cable to the Peripheral Application Header in your Development board, and the other end in header X1 or X2 of the UART Application Kit (see table)



Development Board	Peripheral Application Header	UART AppKit board
ConnectCore 9P 9360	X33	X1
ConnectCore 9P 9215	X33	X2
ConnectCore 9M 2443	X33	X1
ConnectCore 9C/Wi-9C	P16	X1

3 Download documentation

- To obtain a materials lists and installation instructions specific to your platform, go to <http://www.digi.com/support>
- From the "Select a Product" drop down box, select "Application Kits"



4 What's next?

Open User Manual for installation and use instructions for the UART Application Kit drivers and software